

## Global ► Water

---

# WE Walk For Water

Organize a water walk.

---

Elementary, Middle, High School, Community Groups

**SKILLS:**



RESEARCH AND WRITING



CRITICAL THINKING



ORGANIZATION

**CURRICULUM:** Investigating Water Quality

**IMPACT:** Global

---

AN INITIATIVE OF



# Water + Walk = CHANGE

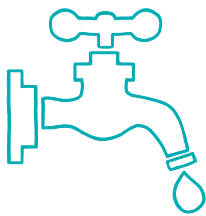
Every day, women and children around the world spend 200 million hours fetching water, often from sources full of dangerous contaminants. Organize a water walk to inspire positive change on global water issues and take steps to make a difference for communities living without safe drinking water. Having clean water affects all aspects of life—so when your group helps raise awareness and funds for clean water, you open the door to better health and a better world.

## Fact:

Almost **700 million people** live without adequate sanitation facilities in Sub-Saharan Africa.

## WE Villages Goal

Through WE Villages, you can empower your global community with sustainable change.



**\$50 =** Clean water for life for two people.



# Ways to Take Action

Organize a water walk to inspire positive change on global water issues.



## At School:

- Collect pledges and organize a water relay challenge.
- Put up posters above water fountains in your school to remind students how hard it is for others to access clean water.



## At Home:

- Organize a walk to a local water source, like a stream, lake, pond or creek and reflect on what it means to have local water access. Then, carry water back to your home to experience what it's like to walk for water.



## As a Community:

- Gather your community to join in on the cause and to learn more about the global water issue. Plan a route that will match the distance families walk to fetch clean water and collect pledges for every mile walked or carry signs to raise awareness.

# Learning Outcomes

## Curriculum Name: Investigating Water Quality

A classroom resource for understanding the issues of water quality.

Grade Level	Subject Connection	Skill Developed	Learning Goals
Elementary/ Middle	Science Social Studies	Action planning Research and writing Argument formation Organization Reflection	Students will: <ul style="list-style-type: none"> <li>Develop an understanding of water as a human right.</li> <li>Investigate water pollution causes and effects.</li> </ul>
High School	Science Social Studies	Information literacy Critical thinking Leadership skills	Students will: <ul style="list-style-type: none"> <li>Develop an understanding of water as a human right.</li> <li>Use scientific inquiry to test the physical characteristics of water.</li> </ul>

## Checklist

- ☐ Investigate and learn with the Water Issue Card
- ☐ Assign Club Cards to all members
- ☐ Action plan with your Global Yearbook
- ☐ Put up campaign posters
- ☐ Watch and share the WE Walk For Water campaign video
- ☐ Learn more about the Water Pillar online at [WE.org/we-villages/water](http://WE.org/we-villages/water)
- ☐ Share on social media with [#WEwalkForWater](https://www.instagram.com/WEwalkForWater/)
- ☐ Complete your Campaign Impact Survey
- ☐ Plan your WE DayX

## WE Day App Challenge!

When we turn on our tap in the morning, it's easy to take for granted the clean water that will flow. But this is not the reality for many people in the world who spend hours fetching contaminated water. Track your water usage on the WE Day app to help bring awareness to the lack of access to clean water worldwide. [#WEwalkForWater](https://www.instagram.com/WEwalkForWater/)



Check out other resources for this campaign on your USB!




# WE Walk For Water

Organize a water walk.



Since 1990,  
2.6 billion  
people have  
gained access  
to improved  
drinking water  
sources.



Learn more about the issues at [WE.org/exploringissues](http://WE.org/exploringissues)  
Learn how to take action at [WE.org/wewalkforwater](http://WE.org/wewalkforwater)

#WEwalkForWater

# Step 1: Investigate and Learn

To help get you started, match the water issues below to the country you think they belong to. (Answer key below.)

<b>Nicaragua</b>	<b>Sierra Leone</b>	<b>Kenya</b>	<b>Tanzania</b>	<b>Rural China</b>	<b>Haiti</b>	<b>Ecuador</b>	<b>India</b>
<b>A</b> 32 million people in this African country do not have access to adequate sanitation.	<b>B</b> In this country, with the world's second largest population, 21% of communicable diseases are due to unsafe water.	<b>C</b> 100 people here protested new legislation that they believed would privatize the country's water.	<b>D</b> One third of this country's population lacks access to piped water.	<b>E</b> Half of this country's citizens get their drinking water from an unprotected source.	<b>F</b> Only 24% of people in this country have access to a sanitary toilet.	<b>G</b> More than 100 children die here every year of diarrhea from polluted water and poor sanitation.	<b>H</b> Women and children can spend up to seven hours a day here collecting water for their families in the hot, arid climate.

Now that you know more about water issues in the countries that WE Villages works in, go through the Exploring Issues activity with your group to learn more about other global issues that affect access to clean water. Discuss any thoughts or feelings you have with your group.

A = Kenya; B = India; C = Ecuador; D = Rural China; E = Sierra Leone; F = Haiti; G = Nicaragua; H = Tanzania

# Set Your Goal

You're going to want to set a goal to create impact!

Use these questions to help you set your goal:

- How many people will you get involved on your walk?

---

- How will you raise awareness for your cause?

---

Women and girls in Sub-Saharan Africa spend at least 16 million hours a day collecting drinking water.

Our fundraising goal is: \_\_\_\_\_

Our fundraising impact will be for:



Education



Water



Health



Food



Opportunity

How far will you walk for water? Discuss if your group will walk a few laps around your school, or if you'll try a longer route like the one women and girls in developing communities take every day.

**Draw your route!**





## Step 2: *Action Plan*

Now you have a goal, but you need a plan to put it into action!

### Here are some things to consider before you start taking action:

- ▶ Make sure everyone in your group knows what you're fundraising for!
- ▶ Does everyone know which pillar has been chosen?
- ▶ Discuss and highlight a few facts about water issues.
- ▶ Is everyone able to walk the route you've picked?

### Next, make a list of what you will need for your water walk:

- ☐ Water buckets
- ☐ Signs
- ☐ Sunscreen
- ☐ Comfortable shoes
- ☐ Noise makers
- ☐ \_\_\_\_\_
- ☐ \_\_\_\_\_
- ☐ \_\_\_\_\_


### Decide who in your group will be responsible for each task to make sure your event goes off without a hitch!

Each group member should have a role based on their individual strengths and passions. You can also assign more than one person to each role—your big team can break off into smaller teams!

<b>Sign Makers</b> <ul style="list-style-type: none"> <li>•</li> <li>•</li> <li>•</li> </ul>	<b>Fundraising Team</b> <ul style="list-style-type: none"> <li>•</li> <li>•</li> <li>•</li> </ul>
<b>Water Carriers</b> <ul style="list-style-type: none"> <li>•</li> <li>•</li> <li>•</li> </ul>	<b>Other: _____</b> <ul style="list-style-type: none"> <li>•</li> <li>•</li> <li>•</li> </ul>

## Step 3: *Take Action*

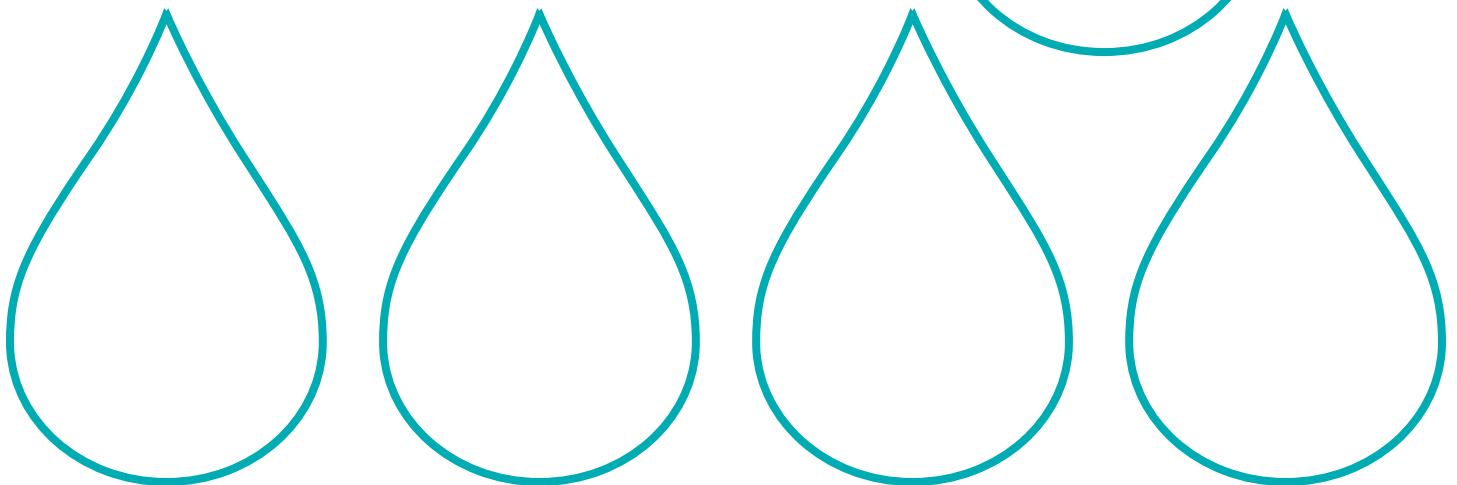
It's time to get moving!



## Reflect

Did you run into any problems on your walk? How did you solve them?  
How would your life be different if you had to travel every day to get water?


**Reflect on your campaign by drawing or writing some of the highlights and/or challenges.**



## Step 4: Report and Celebrate


### Report

- ▶ How many people participated in your event?  
\_\_\_\_\_
- ▶ How much money did you raise toward your goal?  
\_\_\_\_\_
- ▶ How many people did you reach through awareness-raising?  
\_\_\_\_\_
- ▶ Has your teacher contacted your WE Schools Partnership Manager about filling out an Impact Survey? ☐ Yes / ☐ No



### Celebrate!

It's important to celebrate and share the success and impact of your campaign, and to reward yourselves for all your hard work.



- ▶ Share photos of your actions with your school, community and WE Schools Partnership Manager.
- ▶ Record the highlights of your event day and create a video.
- ▶ Celebrate impacts through a class party, assembly or WE DayX.



Share your success with WE Walk For Water by posting photos to social media using [#WEwalkForWater](https://www.instagram.com/explore/tags/wewalkforwater/).